

# ZT22J-V / ZT26J-V

## TELESCOPIC BOOM LIFTS

Comply with CE/ANSI/GB Standard

### Highlights

- Parallel four-link lifting mechanism for smooth boom movement
- Hexagonal boom design with good anti-fatigue performance and strong rigidity
- Smooth leveling and flexible chassis steering
- Load sensitive system, saving energy
- Upgraded telematics for high efficient service
- Deadweight lowering system for smooth operation and energy efficiency



### Features

#### Standard

- Horn
- Proportional control
- Motion alarm
- Flashing beacon
- Self-closing entry gate
- Emergency descent system
- Emergency stop button
- Auto-leveling system
- On-board diagnostic system
- Tilt protection system
- Oscillating axle
- Load sensing system
- 4.3" Led display
- Swing-out engine tray

#### Accessories & Options

- Platform work light
- Anti-collision device
- AC power to platform





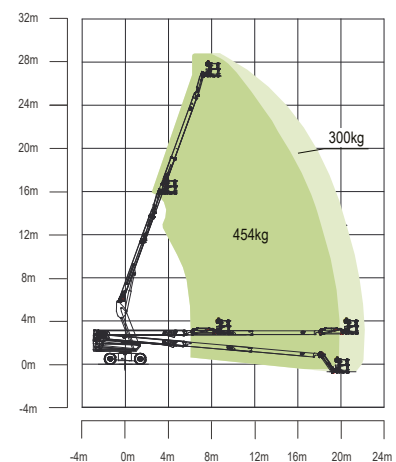
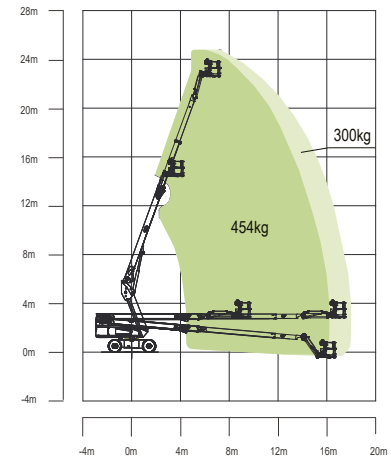
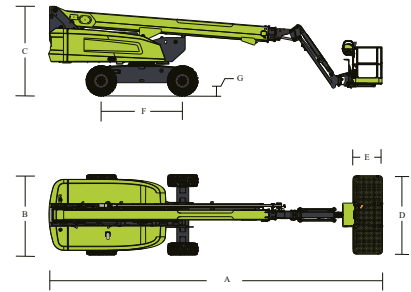
# ZT22J-V / ZT26J-V

## TELESCOPIC BOOM LIFTS

Comply with CE/ANSI/GB Standard

### Technical data

Model	ZT22J-V	ZT26J-V
<b>Size</b>		
Work Height	25.1m	28.7m
Platform Height	23.1 m	26.7m
Horizontal Outreach	18.1m	22.1m
A- Stowed Length	10.5 m	11.91m
B- Stowed Width	2.45m	2.49m
C- Stowed Height	2.75m	2.82m
D- Platform Length	2.44m	2.44m
E- Platform Width	0.91m	0.91m
F- Wheelbase	2.52m	2.8m
Tread	2.45m	2.49m
G- Ground Clearance	0.4m	0.4m
<b>Performance</b>		
Platform capacity (Unrestricted / Restricted)	300/454kg	300/454kg
Drive Speed (Working)	6.0km/h	5.5km/h
Gradeability	45% (24°)	45% (24°)
Turning Radius (Inside)	2.4m	3.5m
Turning Radius (Outside)	5.4m	6.1m
Turret Swing	360° continuous	360° continuous
Platform Rotation	±90°	±90°
Tail Swing	1.65m	1.75m
Jib (Range of Articulation)	130° (-55°~75°)	130° (-55°~75°)
Max. Wind Speed	12.5m/s	12.5m/s
<b>Power</b>		
Engine	KUBOTA V2403-CR- EW02 (Europe V)	KUBOTA V2607-CR-TI-EW02 (Europe V)
Fuel Tank Capacity	150L	150L
Control Voltage	12V DC	12V DC
Hydraulic System Capacity	150L	150L
Drive Mode	4WD	4WD
Steering Mode	Front-wheel	Front-wheel
<b>Tire</b>		
Type	36x14-20 solid tire (standard) 355/55-24.5 foam-filled tire (option) 355/55D-625 foam-filled tire (option)	385/65-24 solid tire (standard) 15-625 foam-filled tire (option) 385/55-24.5 foam-filled tire (option)
<b>Weight</b>		
Gross	12500kg	18100kg



Range of Motion ZT22J-V

Range of Motion ZT26J-V



ZOOMLION ITALIA S.r.l.  
Via Stati Uniti d'America, 26 - 20030 Senago (MI) - Italy  
Phone +39-02-990131 - info@zoomlion-italia.it - www.zoomlion-italia.it



zoomlion-italia.it

